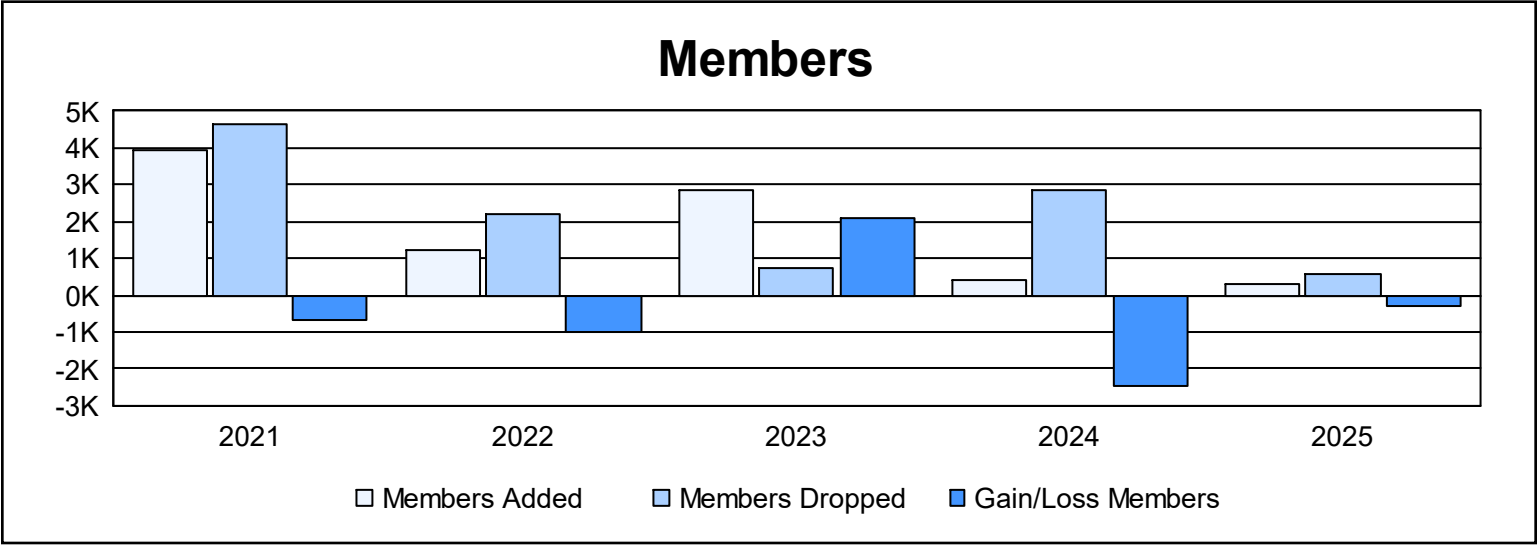
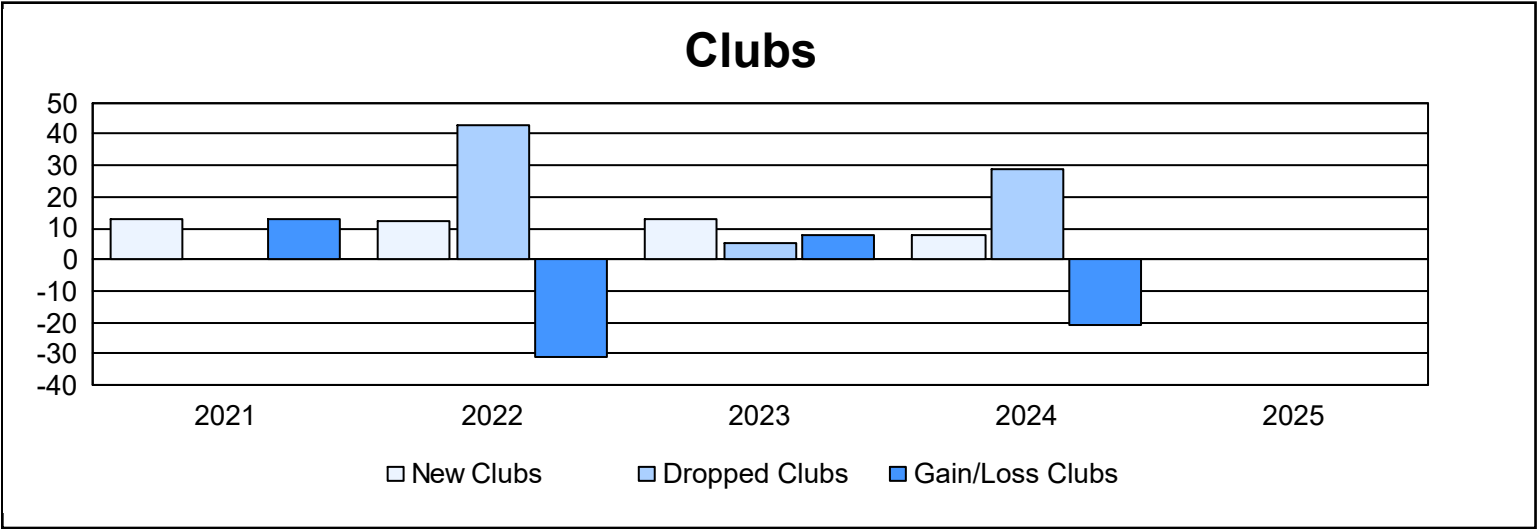
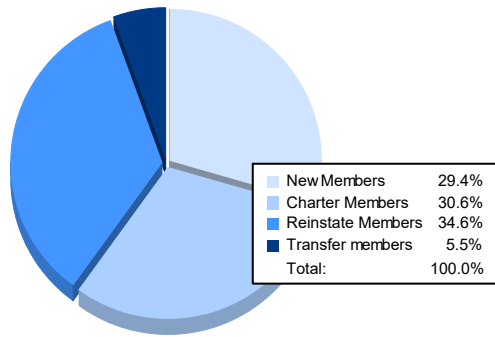


Year	New Clubs	Dropped Clubs	Gain/ Loss Clubs	New Members	Charter Members	Reinstate Members	Transfer Members	Total Member Added	Total Members Dropped	Gain/ Loss Members
2020-2021	13	0	13	1,231	538	1,755	413	3,937	4,634	-697
2021-2022	12	43	-31	231	383	386	218	1,218	2,208	-990
2022-2023	13	5	8	1,427	486	889	30	2,832	729	2,103
2023-2024	8	29	-21	94	204	58	41	397	2,877	-2,480
2024-2025				96	100	113	18	327	599	-272
Average	12	19	-8	616	342	640	144	1,742	2,209	-467



Membership Composition June 2025 Cumulative



Gender Composition June 2025 Cumulative

